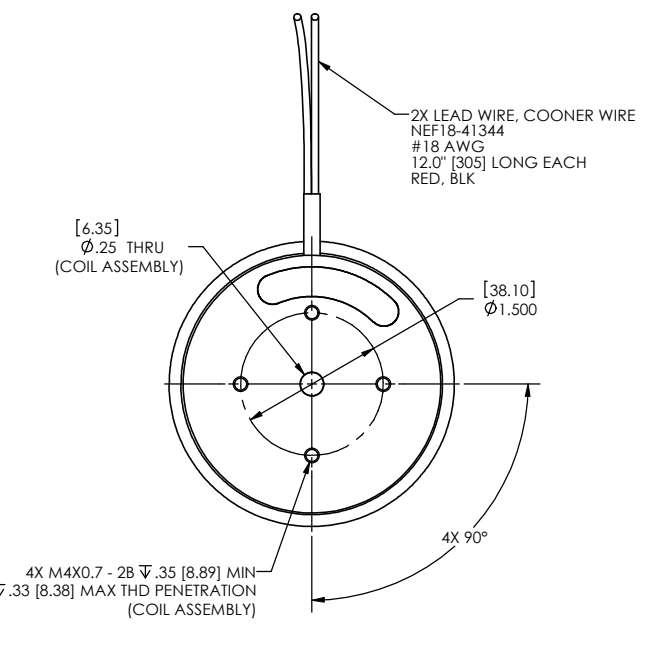
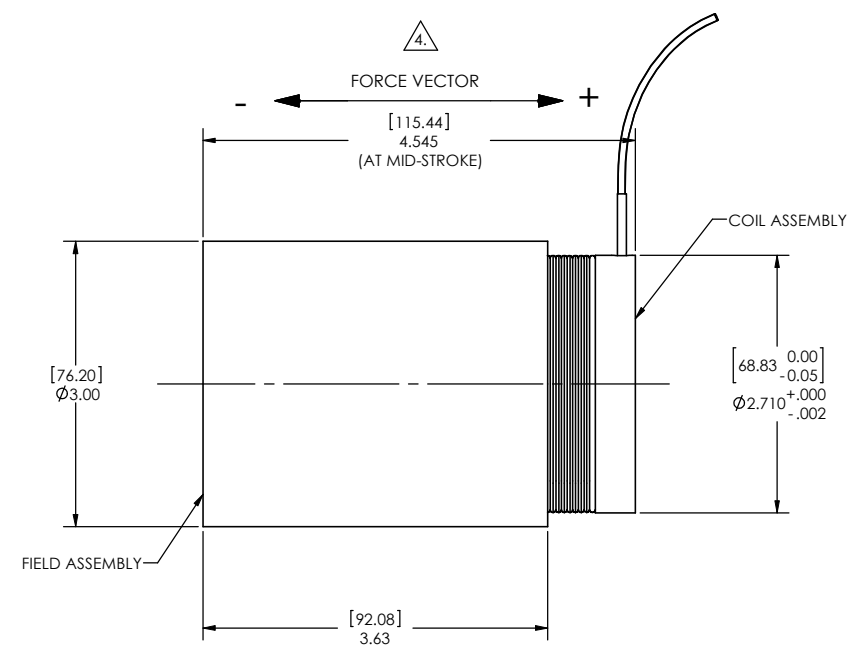
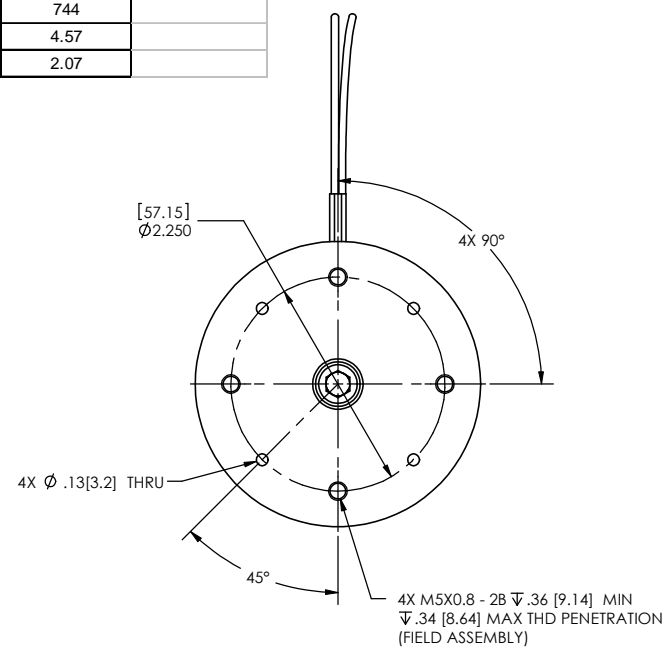
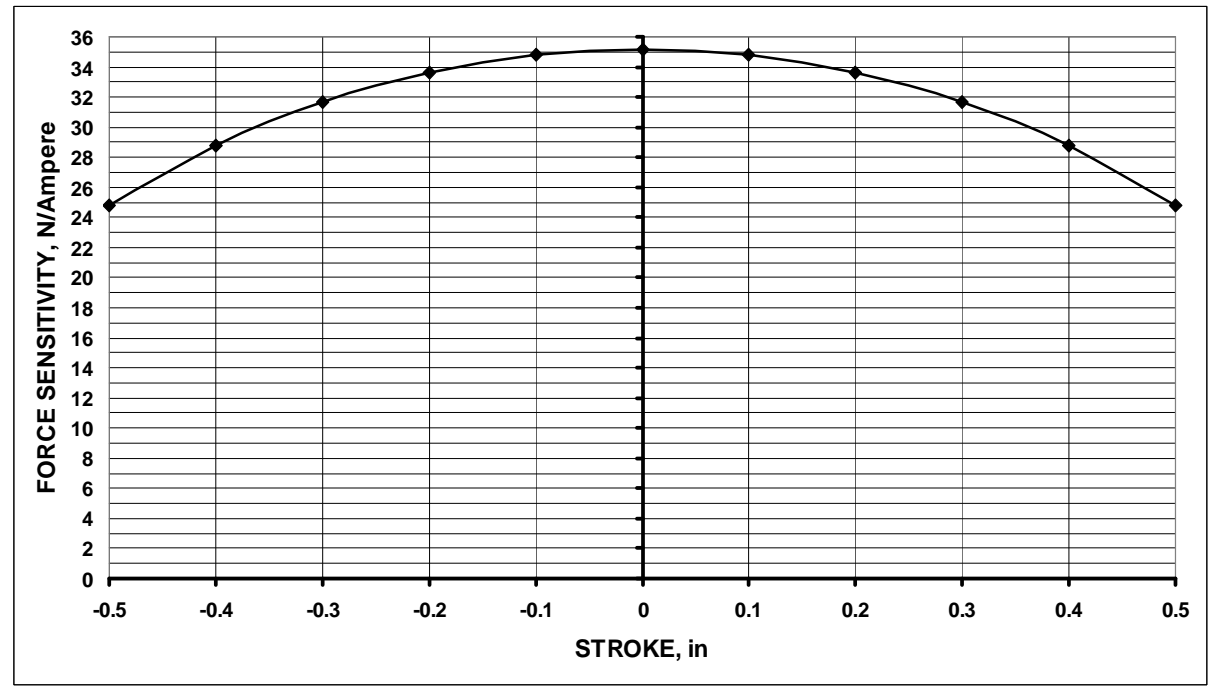
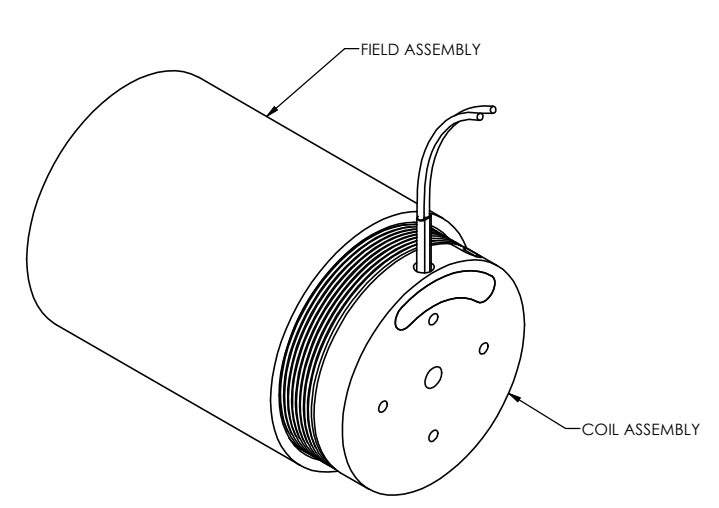


Winding Constants *	Units	Tol	Symbol	Wdg	A
DC Resistance	Ohms	± 12.5%	R	2.6	
Voltage @ F _P	Volts	Nominal	V _P	33.0	
Current @ F _P	Amps	Nominal	I _P	12.7	
Force Sensitivity	LB/Amp	± 10%	K _F	7.9	
	N/Amp	± 10%		35.14	
Back EMF Constant	V/(R/sec)	± 10%	K _B	10.71	
	V/(m/sec)	± 10%		35.14	
Inductance ****	milli-henry	± 30%	L	2.9	

Linear Actuator Parameters *	Units	Symbol	Value
Peak Force **	LB	F _P	100
	N		445
Continuous Stall Force ***	LB	F _{CS}	41.6
	N		185.0
Actuator Constant	LB/√Watt	K _A	4.9
	N/√Watt		21.8
Electrical Time Constant	milli-sec	τ _E	1.12
Mechanical Time Constant	milli-sec	τ _M	1.57
Theoretical Acceleration	ft/sec ²	α _T	1962.2
	m/sec ²		598.1
Max Theoretical Frequency @ Full Stroke & Sinusoidal/Triangular Motion	Hz	f _{max}	34.5/38.4
Power I ² R @ F _P	Watts	P _P	419
Stroke:	± in		0.5
	± mm		12.7
Clearance on Each side of Coil	in		0.02
	mm		0.51
Thermal Resistance of Coil in still air	°C/Watt	θ _{TH}	1.2
Maximum Allowable Coil Winding Temp	°C	Temp	155
Weight of Coil Assembly	LB	WT _C	1.64
	G		744
Weight of Field Assembly	LB	WT _T	4.57
	KG		2.07

* AT MID-STROKE POSITION AND @ 25°C AMBIENT TEMPERATURE
 ** 10 SECONDS @ 25°C AMBIENT & 155°C COIL TEMPERATURE
 *** @25°C AMBIENT & 155°C COIL TEMPERATURE
 **** MEASURED AT 1000 Hz.



4. A POSITIVE (+) VOLTAGE BLACK LEAD WILL PRODUCE A FORCE ON THE COIL IN THE POSITIVE (+) DIRECTION.

- 3. ALL ABBREVIATIONS IAW ASME Y14.38.
 - 2. INTERPRET DRAWING IAW ASME Y14.100.
 - 1. INTERPRET DIMENSIONING AND TOLERANCING IAW ASME Y14.5M-1994.
- NOTES: UNLESS OTHERWISE SPECIFIED

Proprietary rights of BEI Kimco are involved in the subject matter of this material and all manufacturing, reproduction, use, and sales pertaining to such subject matter are expressly reserved. This confidential and proprietary document is submitted for a specified purpose, and the recipient by accepting this material agrees that this material will not be used, copied, or reproduced in whole or in part nor its contents revealed in any manner or to any person except to meet the purpose for which it was delivered.

THIRD ANGLE PROJECTION

UNLESS OTHERWISE SPECIFIED:
 -ALL DIMENSIONS ARE IN INCHES
 -BREAK SHARP EDGES .015 MAX
 -SURFACE ROUGHNESS .63 ✓
 -DIMENSIONS APPLY AFTER FINISH
 -MAX FILLET R.010
 -DIAMETERS SHALL NOT EXCEED A RUNOUT OF .005 FIM

TOLERANCES:
 DECIMALS: .X ±0.03, .XX ±0.01, .XXX ±0.005
 ANGULAR: ±0°30'
 DO NOT SCALE DRAWING

BEI KIMCO MAGNETICS DIVISION
 VISTA, CA 92081

DRAWN: GUERRERO DATE: 01/25/10 TITLE: LINEAR ACTUATOR

MECH CHECK: APPD: FILE NO.: L\TOP LEVEL\LA\

SIZE: D FSCM NO.: 55789 DWG NO.: LA30-46-000A REV: PR1

SCALE: 1/1 SHEET: 1 OF 1



LA30-46-000A PR1